



Facebook Pages
Youthland Academy

October 1, 2022 - December 31, 2022

Determine your impact on Facebook by analyzing your Facebook Page activity.

Performance Summary

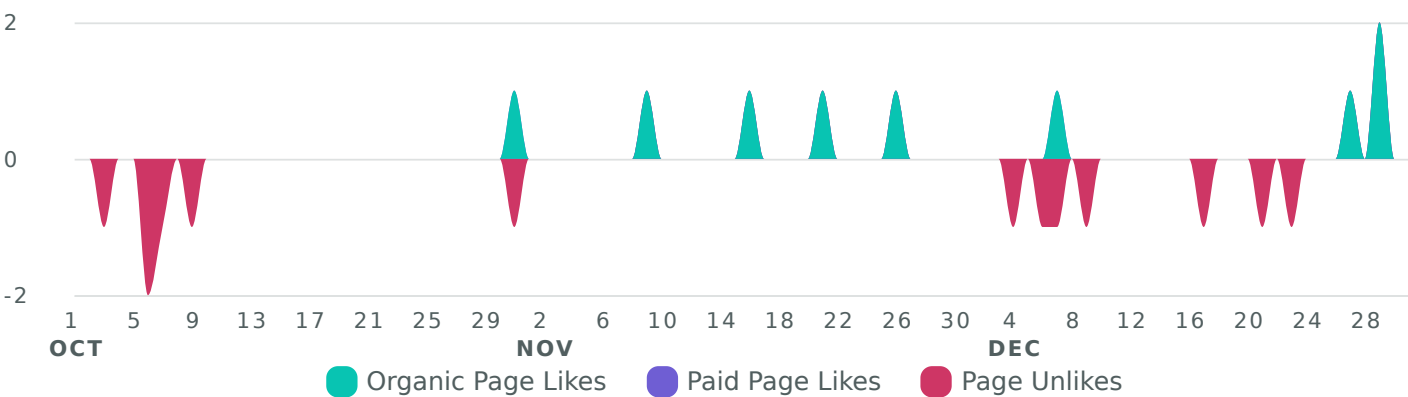
View your key profile performance metrics from the reporting period.

Impressions 3,668 ↘23.1%	Engagements 87 ↘52.5%	Post Link Clicks 5 ↘61.5%
Engagement Rate (per Impression) 2.4% ↘38.2%		

Audience Growth

See how your audience grew during the reporting period.

Net Page Likes Breakdown, by Day

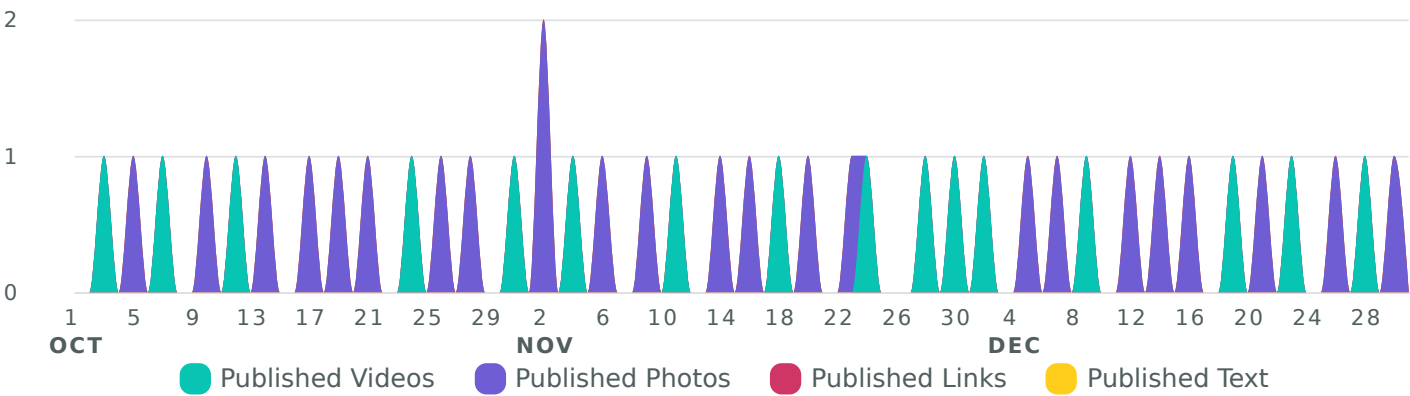


Audience Metrics	Totals	% Change
Fans	3,578	↘0.2%
Net Page Likes	-4	↘—
Organic Page Likes	9	↘10%
Paid Page Likes	0	→0%
Page Unlikes	13	↗30%

Publishing Behavior

View the different types of posts you published during the selected time period.

Published Posts Content Breakdown, by Day









Publishing Behavior by Content Type	Totals	% Change
Total Published Posts	40	↗ 2.6%
Published Videos	16	↗ 77.8%
Published Photos	24	↘ 7.7%
Published Links	0	↘ 100%
Published Text	0	→ 0%

Top Posts

Review your top posts published during the selected time period, based on the post's lifetime performance.


Descending by Lifetime Engagements


 Youthland Aca... Mon 11/14/2022 5:00 a...	 Youthland Aca... Mon 11/28/2022 5:00 a...	 Youthland Aca... Mon 10/31/2022 6:00 a...
We love these gorgeous wreath Blue Ash location last year. Wh decorating for the holidays? Ar	With 18 locations throughout tl Cincinnati, and Northern Kentu are certain to find a Youthland .	Happy Halloween from all of us Youthland Academy! Have a sp and safe Halloween night!...
		
Total Engagements	Total Engagements	Total Engagements
Reactions	Reactions	Reactions
Comments	Comments	Comments
Shares	Shares	Shares
Post Link Clicks	Post Link Clicks	Post Link Clicks
Other Post Clicks	Other Post Clicks	Other Post Clicks

Top Posts

Review your top posts published during the selected time period, based on the post's lifetime performance.


Descending by Lifetime Engagements




Youthland Aca...

Mon 10/24/2022 6:00 a...

Youthland Academy has 18 loci throughout the Cincinnati, Dayton and Northern Kentucky areas. We s



Total Engagements	5
Reactions	0
Comments	0
Shares	0
Post Link Clicks	—
Other Post Clicks	5




Youthland Aca...

Wed 11/2/2022 6:00 am...

Daylight Savings Time comes t week! While this may mean sh signals that fall is in full swing!



Total Engagements	4
Reactions	2
Comments	0
Shares	0
Post Link Clicks	1
Other Post Clicks	1




Youthland Aca...

Wed 12/28/2022 5:00 a...

Did you know that Youthland A 18 locations throughout Cincinnati and Northern Kentucky? Each a



Total Engagements	3
Reactions	1
Comments	0
Shares	0
Post Link Clicks	1
Other Post Clicks	1

Top Posts

Review your top posts published during the selected time period, based on the post's lifetime performance.

Descending by Lifetime Engagements



Youthland Aca...

Wed 11/16/2022 5:00 a...

Play is an imperative part of le...
Youthland Academy's hands-or
and child-directed learning pro



Total Engagements **3**

Reactions **1**

Comments **0**

Shares **0**

Post Link Clicks **—**

Other Post Clicks **2**



Youthland Aca...

Wed 11/9/2022 5:00 am...

Veterans Day unites the countr...
the brave men and women who...
for our country. In our latest bl...



Total Engagements **3**

Reactions **3**

Comments **0**

Shares **0**

Post Link Clicks **—**

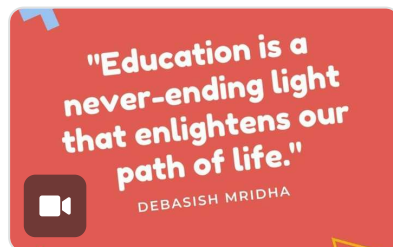
Other Post Clicks **0**



Youthland Aca...

Fri 11/4/2022 6:00 am PDT

A good education will take you...
as far as you are willing to go...
Here at Youthland, we belie...



Total Engagements **3**

Reactions **1**

Comments **0**

Shares **0**







Post Link Clicks **—**

Other Post Clicks **2**

Top Posts

Review your top posts published during the selected time period, based on the post's lifetime performance.

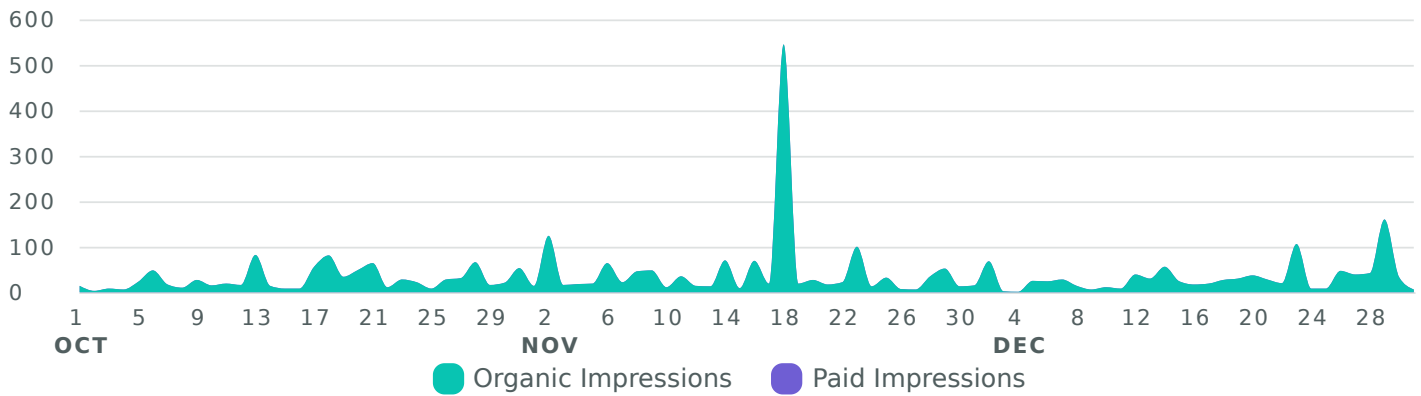
Descending by Lifetime Engagements

 Youthland Aca... Fri 10/7/2022 6:00 am PDT	 Youthland Aca... Mon 10/3/2022 6:00 am ...	 Youthland Aca... Mon 12/12/2022 5:00 a...
<p>Today is World Smile Day! Whether it's paying a compliment, helping with a...</p> 	<p>National Child Health Day is observed annually on the first Monday of the month to show support for children's health.</p> 	<p>Youthland Academy's hands-on and child-directed learning programs stimulate and guide your child's development.</p> 
Total Engagements 3	Total Engagements 3	Total Engagements 2
Reactions 0	Reactions 0	Reactions 1
Comments 0	Comments 0	Comments 0
Shares 0	Shares 0	Shares 0
Post Link Clicks —	Post Link Clicks —	Post Link Clicks 1
Other Post Clicks 3	Other Post Clicks 3	Other Post Clicks 0

Impressions

Review how your content was seen by the Facebook community during the reporting period.

Impressions Breakdown, by Day

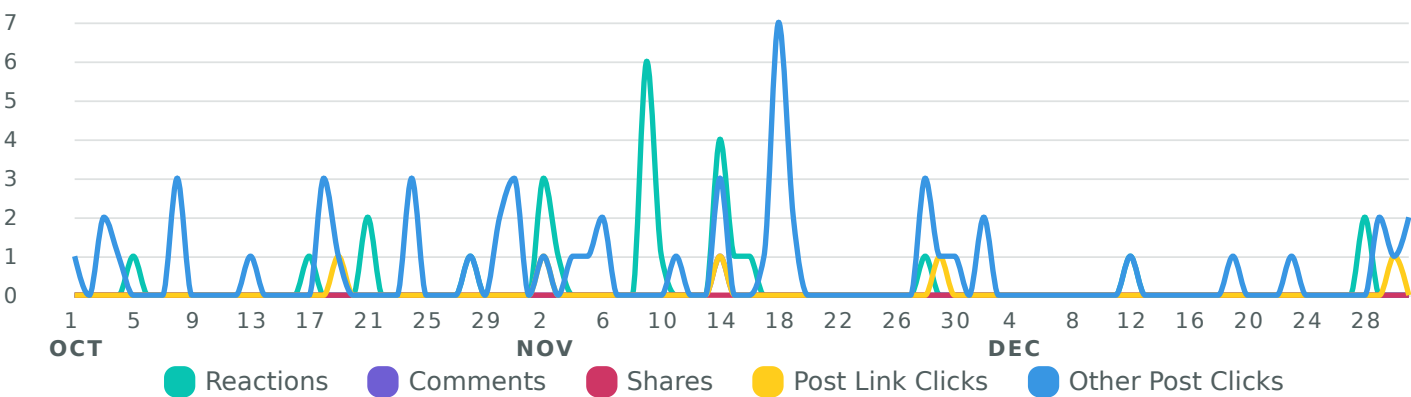


Impression Metrics	Totals	% Change
Total Impressions	3,668	↘23.1%
Organic Impressions	3,363	↘24.8%
Paid Impressions	0	→0%
Average Daily Impressions per Page	39.87	↘23.1%
Average Daily Reach per Page	14.58	↘36.1%

Engagement

See how people are engaging with your posts during the reporting period.

Engagements Comparison, by Day

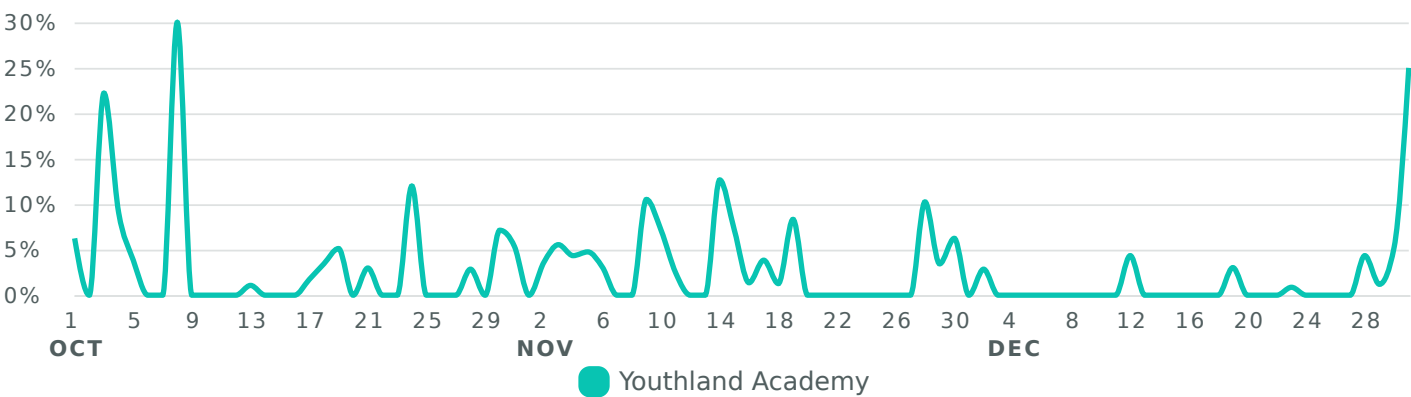


Engagement Metrics	Totals	% Change
Total Engagements	87	↘52.5%
Reactions	26	↗4%
Comments	1	↘87.5%
Shares	0	↘100%
Post Link Clicks	5	↘61.5%
Other Post Clicks	55	↘58.3%

Engagement Rate

See how engaged people are with your posts during the reporting period.

Engagement Rate (per Impression) Comparison, by Day

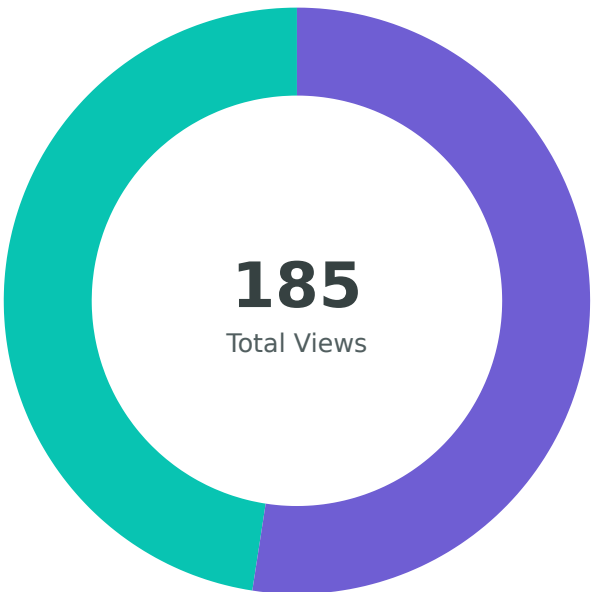


Engagement Rate Metrics	Rate	% Change
Engagement Rate (per Impression)	2.4%	↘38.2%
Youthland Academy	2.4%	↘38.2%

Video Performance

View your aggregate video performance during the reporting period.

View Metrics



Organic Full

88

Organic Partial

97

Viewing Breakdown

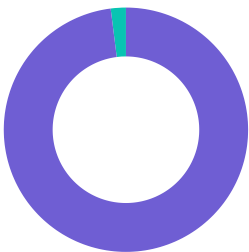


Organic Views

100%

Paid Views

0%



Click Plays

2%

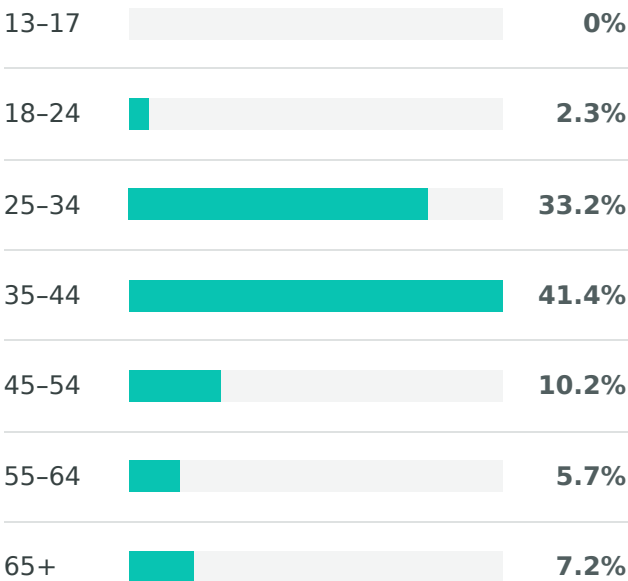
Auto Plays

98%

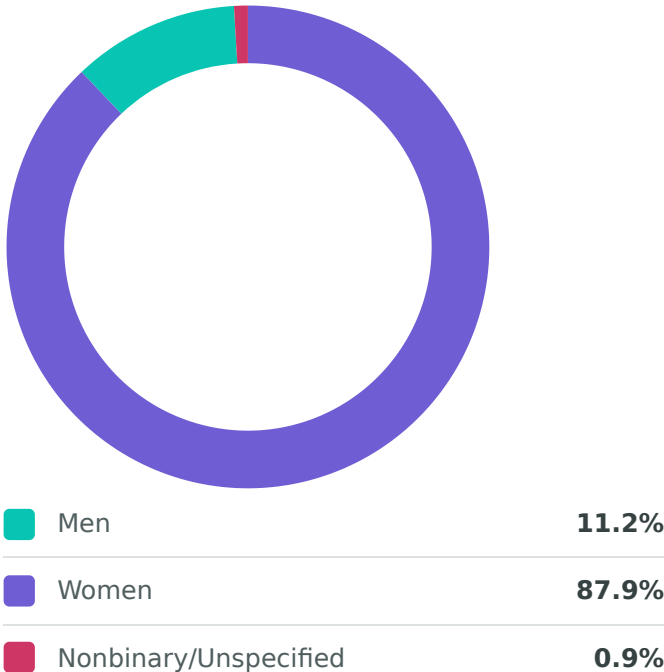
Page Fan Demographics

Review your audience demographics as of the last day of the reporting period.

Audience by Age



Audience by Gender



Women between the ages of **35-44** have a higher potential to see your content and visit your Page.

Audience Top Countries

United States	3,530
India	4
Mexico	4
Nigeria	4
Iraq	3

Audience Top Cities

Cincinnati, OH	1,227
Dayton, OH	449
Covington, KY	58
Hamilton, OH	49
Middletown, OH	47

People Reached Demographics

Review the average daily user demographics of the people reached during the reporting period.



Data Unavailable

We are unable to retrieve all of your data at this time.

People Engaged Demographics

Review the average daily user demographics of the people who took action on your page during the reporting period.




Data Unavailable

We are unable to retrieve all of your data at this time.

Pages

Review your aggregate page metrics from the reporting period.

Page	Fans	Net Page Likes	Published Posts	Impressions	Engagements	Post Link Clicks	Engagement Rate (per Impression)
Reporting Period Oct 1, 2022 - Dec 31, 2022	3,578 ↘ 0.2%	-4 ↘ —	40 ↗ 2.6%	3,668 ↘ 23.1%	87 ↘ 52.5%	5 ↘ 61.5%	2.4% ↘ 38.2%
Compare to Jul 1, 2022 - Sep 30, 2022	3,586	0	39	4,769	183	13	3.8%
 Youthland Academy	3,578	-4	40	3,668	87	5	2.4%